

WHY THE FARM BILL MATTERS in Florida

FLORIDA AGRICULTURE



47.5k Farms



9.7m Acres



2.8m Jobs
Supported by Ag

Source: NASS (2021), Feeding Economy (2021) | Florida



AGRICULTURE'S IMPACT



\$433.8b Food & Ag
Economic Output



\$8.7b Gross Receipts
from Sales of Crops
& Livestock

Source: Feeding Economy (2021), FBS (2021) | Florida



FARMLAND MAKEUP



2.8m Cropland Acres



3.6m Pastureland Acres



2.5m Forestland Acres

Source: NASS (2017) | Florida



RISK MANAGEMENT

2.8m Crop
Insurance Acres



46.3k Agriculture
Risk Coverage
(ARC) Acres

258.7k Price Loss
Coverage (PLC)
Acres

Source: NASS, ARF (2021) | Florida



WHY THE FARM BILL MATTERS in Florida

CONSERVATION EFFORTS




- 11.4k** Conservation Reserve Program (CRP) Acres
- 43.8k** Conservation Stewardship Program (CSP) Acres
- 133.5k** Environmental Quality Incentives Program (EQIP) Acres


Source: FAS (2022), NCRS (2020) | Florida




NUTRITION BY THE NUMBERS



\$4.9b SNAP Benefits




2.8m Individual Participants




1.5m Families


Source: FAS (2022) | Florida




SNAP: FEEDING FLORIDA



581.2m Meals Provided



292.4m Lunches Served



137.2m Breakfasts Served

Source: FAS (2022) | Florida

